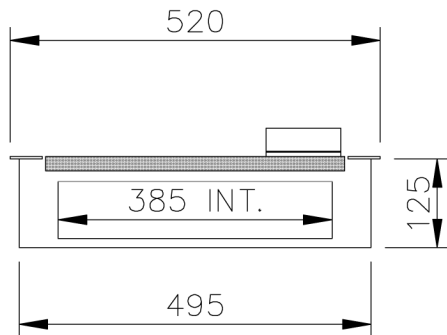
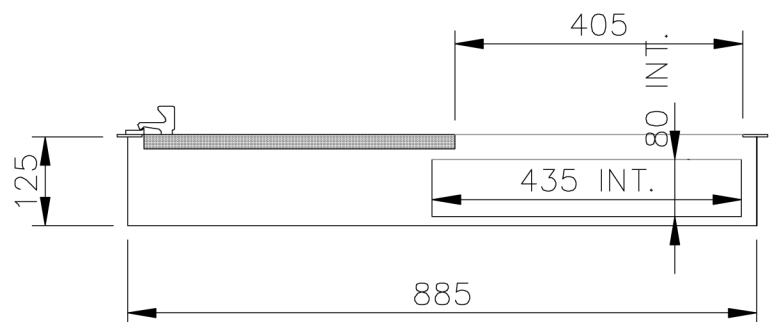



map



cross section



longitudinal section



The model "A" sliding drawer is manufactured with a metal sheet structure completely dust painted. The overhead structure is finished with a stainless steel trim and the overhead surface sliding movement causes the inner drawer to slide on the opposite direction. See the technical file to know features and measures.

Available upon request: armouring increased or ballistics and different design.